



Touché

INNOVATIVE CHARACTER



NASH  
STONE GROUP



## Innovative *character.*

Touchè è una collezione unica e originale. **Gli impalpabili effetti craquelé, le sovrapposizioni ispirate alla natura e la creatività NovaBell riflettono una nuova idea di bellezza, autenticamente diversa, dal carattere unico.**

Touché is a unique and original collection. **The impalpable craquelure effects, the superimpositions inspired by nature and NovaBell's creative flair reflect a new concept of beauty, authentically different, with its own unique character.**

Touché est une collection unique et originale. **Les très légers effets craquelés, les superpositions inspirées de la nature et la créativité NovaBell révèlent une nouvelle notion de beauté, incontestablement différente, au caractère inédit.**

Touché ist eine Kollektion, die durch ihre Einzigartigkeit und Ursprünglichkeit besticht. **Die nahezu unscheinbare Craquelé-Optik, die aus der Natur entlehnten Überschneidungen und die Kreativität von NovaBell reflektieren eine neue Idee von Schönheit, die eine einzigartige Authentizität ausstrahlt und ihren eigenen Charme besitzt.**

# I colori della *terra*.

L'intensità materica della superficie si declina in tonalità che spaziano dalla calda luminosità di Cotton, al blu nordico di Ocean. Il progetto colore Touché nasce per scolpire il carattere grafico e per ispirare progetti abitativi audaci e confortevoli.

## THE COLOURS OF THE EARTH.

The intensely tactile surface comes in shades ranging from the warm luminosity of Cotton to the Nordic blue of Ocean.

The Touché colour project is designed to sculpt the graphical character and inspire audacious and comfortable living projects.

### LES NUANCES DE LA TERRE.

L'intensité matérielle de la surface s'énonce selon un paradigme allant de Cotton et sa chaleureuse lumière, à Ocean et son bleu nordique. Le projet chromatique de Touché a pour but de sculpter le caractère graphique et d'inspirer des conceptions d'intérieurs.

### DIE FARBEN DER ERDE.

Durch die materialbetonte Intensität der Oberfläche entsteht eine Farbvielfalt, die sich von der warmen Leuchtkraft von Cotton bis zum nordischen Blau von Ocean erstreckt. Das Touché Farbprojekt ist eigens dafür ausgelegt, den grafischen Charakter zu formen und eine mutige und gleichzeitig komfortable Gestaltung von Wohnprojekten anzuregen.

*Cotton*

*Cream*

*Fossil*

*Seal*

*Dark*

*Ocean*

# Dettagli che fanno *tendenza*.

Formati modulari e decori preziosi esaltano la collezione nel segno di un nuovo paradigma estetico. Progetti innovativi arricchiscono lo spazio, come Peacock, un mosaico esclusivo che si caratterizza per il forte dinamismo del movimento grafico.

## ON-TREND DETAILS.

Modular formats and precious decorations embellish the collection as part of a new aesthetic paradigm. The space is enriched with innovative projects like Peacock, an exclusive mosaic that stands out for its highly dynamic graphics.




### MOSAICS




Intreccio Mix  
30x30  
11<sup>13/16</sup>x11<sup>13/16</sup>



Pavone  
30x30  
11<sup>13/16</sup>x11<sup>13/16</sup>



Mosaico  
30x30  
11<sup>13/16</sup>x11<sup>13/16</sup>



Muretto  
30x60  
11<sup>13/16</sup>x23<sup>5/8</sup>



### DES DÉTAILS QUI FONT TENDANCE.

Les formats modulaires et les précieux décors subliment la collection, confirmant la genèse d'une nouvelle conjugaison esthétique. L'espace se pare de projets aussi innovants que Peacock, une mosaïque exclusive qui se distingue par son extraordinaire ardeur graphique.

### DETAILS, DIE ZU TRENDS WERDEN.

Modulare Formate und wertvolle Dekors verzaubern die Kollektion im Zeichen eines neuen ästhetischen Paradigmas. Innovative Projekte bereichern den Raum, wie beispielsweise Peacock, ein exklusives Mosaik, das durch die lebhaftige Dynamik des grafischen Bewegungsablaufs gekennzeichnet ist.

Dark  
*Seal*



WALL: Dark Rettificato 60x120 - 23<sup>5/8</sup>x47<sup>1/4</sup> / Decoro Pennellato Cotton Rettificato 60x120 - 23<sup>5/8</sup>x47<sup>1/4</sup>  
FLOOR IN/OUT: Seal Rettificato 100x100 - 39<sup>3/8</sup>x39<sup>3/8</sup> / Mos. Pavone Mix Cold 30x30 - 11<sup>13/16</sup>x11<sup>13/16</sup> / Seal 20MM Rettificato 100x100 - 39<sup>3/8</sup>x39<sup>3/8</sup>



**Ceramic wallpaper.**

Touché si arricchisce di un abaco decorativo in costante equilibrio tra stile evergreen e massima contemporaneità.

**Le soluzioni creative NovaBell sono progettate per essere contemplate e toccate** e rivitalizzano lo spazio attraverso smalti brillanti su superfici comode e durevoli.

**Ceramic wallpaper.**

Touché is enriched with a decorative abacus that forms a perfect balance between timeless and contemporary styles. **NovaBell's creative solutions are designed to be contemplated and touched**, and revitalise the space with brilliant glazes on practical and durable surfaces.



**Ceramic wallpaper.**

Touché se complète par un éventail de décorations en harmonie entre style « evergreen » et contemporanéité extrême. **Les solutions créatives NovaBell invitent au regard et au toucher**, et leurs émaux brillants sur des surfaces pratiques et durables apportent une touche de dynamisme.

**Ceramic Wallpaper.**

Touché wird durch ein in kontinuierlicher Balance zwischen einem Evergreen- und topaktuellen Stil angesiedeltes dekoratives Konzept bereichert. **Die Kreativlösungen von NovaBell wurden entwickelt**, um den Betrachter zu fesseln und, um berührt zu werden, wobei sie den Raum durch brillante Glasuren auf bequemen, haltbaren Oberflächen beleben.



**OUT WALK** 20  
Porcelain  
slabs

La contemporaneità predilige la continuità stilistica tra le stanze. I carpet decorativi di NovaBell valorizzano la qualità strutturale di una pietra creata oggi per stupire domani.

A contemporary feel that prioritises the stylistic continuity between rooms. NovaBell's decorative carpets showcase the structural quality of a stone created today to amaze tomorrow.

La continuité stylistique entre les pièces est aujourd'hui l'option privilégiée. Les tapis décoratifs de NovaBell rehaussent la qualité structurale d'une pierre créée aujourd'hui pour étonner demain.

Der zeitgenössische Trend bevorzugt die stilistische Kontinuität zwischen den Räumen. Die dekorativen Teppiche von NovaBell werten die strukturelle Qualität eines Natursteinmaterials auf, das heute kreiert wird, um morgen Erstaunen hervorzurufen.

OUT WALK 20 Porcelain slabs





Fossil  
*Cotton*



WALL: Fossil Rettificato 30x120 - 11<sup>13/16</sup>x47<sup>1/4</sup> / Cotton Rettificato 30x120 - 11<sup>13/16</sup>x47<sup>1/4</sup>  
Decoro Fiore Misto 2pz. 60x120 - 23<sup>5/8</sup>x47<sup>1/4</sup> / Fossil Rettificato 60x120 - 23<sup>5/8</sup>x47<sup>1/4</sup>  
FLOOR: Cotton Rettificato 60x60 - 23<sup>5/8</sup>x23<sup>5/8</sup>



## Contemporary *Wallpaper.*

Le pareti indossano ricercati motivi floreali.  
**La natura ispira e crea nuove tendenze, con la  
certezza di una qualità materica intatta nel tempo.**

Sophisticated floral motifs adorn the walls.  
**Nature inspires and creates new trends  
guaranteeing lasting tactile quality.**



Les murs arborent des motifs de fleurs raffinés. **La nature inspire  
et crée de nouvelles tendances corroborées par la certitude  
d'une qualité matérielle inaltérable dans le temps.**

Ausgesuchte Blumenmuster schmücken die Wände.  
**Die Natur liefert die Vorgaben und kreiert neue Trends - mit  
der Gewissheit einer materialbetonten und langfristig intakt  
bleibenden Qualität.**

# Ocean Cotton



WALL: Intreccio Mix Ocean/Cotton 30x30 - 11<sup>13/16</sup>x11<sup>13/16</sup>  
FLOOR: Cotton Rettificato 60x120 - 23<sup>5/8</sup>x47<sup>1/4</sup>  
Ocean Rettificato 60x120 - 23<sup>5/8</sup>x47<sup>1/4</sup>



**DE NOUVEAUX HORIZONS.**  
La couleur se charge de tracer les calepinages qui caractérisent les espaces. Ocean et Cotton s'alternent sur des sols et des murs faits pour vivre ensemble et rehaussés par le design optical des nouvelles tendances.

**NEUE HORIZONTE.**  
Die Farbe ist der ausschlaggebende Aspekt für die Verlegemuster, durch die Räume geprägt werden. Ocean und Cotton alternieren auf Boden und Wand, ergänzen sich bis zur Perfektion und brillieren dank des im Trend liegenden Optical Designs.



**NUOVI ORIZZONTI.**  
È il colore a tracciare schemi di posa che connotano gli spazi. Ocean e Cotton si alternano su pavimenti e rivestimenti fatti per vivere insieme ed esaltati dal design optical di tendenza.

**NEW HORIZONS.**  
It is colour that traces the installation layouts which characterise the spaces. Ocean and Cotton alternate on floors and wall tiles designed to live together and exalted by the fashionable optical design.

# Seal Cream



WALL: Dark Rettificato 60x120 - 23<sup>5/8</sup>x47<sup>1/4</sup> / Decoro Damasco Dark Rettificato 60x120 - 23<sup>5/8</sup>x47<sup>1/4</sup>  
FLOOR: Cream Rettificato 100x100 - 39<sup>3/8</sup>x39<sup>3/8</sup>



**Touché propone il formato 100x100:**  
la dimensione perfetta della contemporaneità. Realizzato per donare ampiezza allo spazio, **il nuovo formato è ideale per ambienti pubblici e commerciali sottoposti a sollecitazioni costanti.**

**Touché comes in the 100x100 cm size:**  
the perfect contemporary dimensions. Made to enlarge the space, **the new size is ideal for public and commercial spaces subject to constant traffic.**

**Touché propose le format 100x100 cm :** la dimension idéale d'aujourd'hui. Réalisé pour donner de l'ampleur à l'espace, **ce nouveau format est parfait pour les lieux publics et les espaces commerciaux soumis à des contraintes permanentes.**

**Touché ist im Format 100x100 cm erhältlich:** die perfekte Dimension des zeitgenössischen, modernen Stils. Mit seiner Fähigkeit, den Räumen Weite zu verleihen, **eignet sich das neue Format hervorragend für öffentliche und Gewerbebereiche mit hoher Begehfrequenz und konstanter Beanspruchung.**

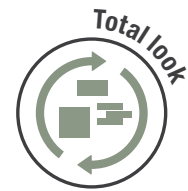


#### ELEGANZA MATERICA.

Il design raffinato ed esclusivo del decoro damasco caratterizza l'intero spazio. Pavimenti, pareti e complementi indossano la morbida sinuosità della superficie materica, per un'eleganza impeccabile ed esclusiva.

#### TACTILE ELEGANCE.

The refined and exclusive design of the damasco decors characterises the entire space. Floors, walls and accessories are adorned with the smooth sinuosity of the tactile surface for an exclusive and impeccable elegance.



#### ÉLÉGANCE MATÉRIQUE.

Le design raffiné et exclusif de les décors damasco singularise tout l'espace. Les sols, les murs et les pièces complémentaires revêtent la douce sinuosité de la surface matériqque, pour une élégance aussi impeccable qu'exclusive.

#### MATERIALECHTE ELEGANZ.

Das raffinierte und exklusive Design der damasco Dekore kennzeichnet den gesamten Raum. Die Verkleidung der Böden, Wände und Einrichtungen besticht durch die runden Formen und die geschmeidige Anmut der materialbetonten Oberfläche und ihre tadellose, exklusive Eleganz.





Touché

items




Decoro **P**ennellato




Decoro **F**iore Misto




Decoro **D**amasco



Cream



Cotton




Dark



Fossil

# Touché / Cotton

 **cm. 100x100**   **cm. 60x120**   **cm. 30x120**   **cm. 60x60**   **cm. 30x60**  
 inch. 39<sup>3</sup>/<sub>8</sub>x39<sup>3</sup>/<sub>8</sub>   inch. 23<sup>5</sup>/<sub>8</sub>x47<sup>1</sup>/<sub>4</sub>   inch. 11<sup>13</sup>/<sub>16</sub>x47<sup>1</sup>/<sub>4</sub>   inch. 23<sup>5</sup>/<sub>8</sub>x23<sup>5</sup>/<sub>8</sub>   inch. 11<sup>13</sup>/<sub>16</sub>x23<sup>5</sup>/<sub>8</sub>

TECHNICAL	DIN 51130	DIN 51097	BCR	ANSI DCOF	Deep Abrasion Resistance	MOHS	Recommended Use	Resistance to Staining	ANSI A 137.1
N NATURAL	R9	A	DRY > 0.40 WET > 0.40	WET ≥ 0.42	< 175 mm <sup>3</sup>	≥ 5	4	5	V2



60x120 - 23<sup>5</sup>/<sub>8</sub>x47<sup>1</sup>/<sub>4</sub>  
**TCH 82RT** Cotton Rettificato **02** **1080**



30x120 - 11<sup>13</sup>/<sub>16</sub>x47<sup>1</sup>/<sub>4</sub> **03**  
**TCH 83RT** Cotton Rett. **1090**



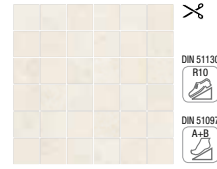
30x60 - 11<sup>13</sup>/<sub>16</sub>x23<sup>5</sup>/<sub>8</sub> **07**  
**TCH 86RT** Cotton Rett. **1040**




60x120 - 23<sup>5</sup>/<sub>8</sub>x47<sup>1</sup>/<sub>4</sub> **1+1**  
**TCH D80K** Decoro Fiore Misto **576**




60x60 - 23<sup>5</sup>/<sub>8</sub>x23<sup>5</sup>/<sub>8</sub> **03**  
**TCH 80RT** Cotton Rettificato **1060**



30x30 - 11<sup>13</sup>/<sub>16</sub>x11<sup>13</sup>/<sub>16</sub> **10**  
**TCH 885N** Mos. 5x5 Cotton **3115**



30x60 - 11<sup>13</sup>/<sub>16</sub>x23<sup>5</sup>/<sub>8</sub> **04**  
**TCH 886N** Muretto Cotton **3130**




30x30 - 11<sup>13</sup>/<sub>16</sub>x11<sup>13</sup>/<sub>16</sub> **10**  
**TCH 998N** Intreccio Mix Dark/Cotton **3170**



30x30 - 11<sup>13</sup>/<sub>16</sub>x11<sup>13</sup>/<sub>16</sub> **10**  
**TCH 829N** Mos. Pavone Mix Warm **3160**




60x120 - 23<sup>5</sup>/<sub>8</sub>x47<sup>1</sup>/<sub>4</sub> **02**  
**TCH D03K** Decoro Pennellato Cotton **576**



60x120 - 23<sup>5</sup>/<sub>8</sub>x47<sup>1</sup>/<sub>4</sub> **02**  
**TCH D81K** Decoro Damasco Cotton **576**

100x100 - 39<sup>3</sup>/<sub>8</sub>x39<sup>3</sup>/<sub>8</sub> **02**  
**TCH 108R** Cotton Rettificato **1100**

# Touché / Cream

 **cm. 100x100**   **cm. 60x120**   **cm. 30x120**   **cm. 60x60**   **cm. 30x60**  
 inch. 39<sup>3</sup>/<sub>8</sub>x39<sup>3</sup>/<sub>8</sub>   inch. 23<sup>5</sup>/<sub>8</sub>x47<sup>1</sup>/<sub>4</sub>   inch. 11<sup>13</sup>/<sub>16</sub>x47<sup>1</sup>/<sub>4</sub>   inch. 23<sup>5</sup>/<sub>8</sub>x23<sup>5</sup>/<sub>8</sub>   inch. 11<sup>13</sup>/<sub>16</sub>x23<sup>5</sup>/<sub>8</sub>

TECHNICAL	DIN 51130	DIN 51097	BCR	ANSI DCOF	Deep Abrasion Resistance	MOHS	Recommended Use	Resistance to Staining
OUT WALK <b>20 MM</b>	R11	A+B+C	DRY > 0.40 WET > 0.40	WET ≥ 0.42	< 130 mm <sup>3</sup>	≥ 8	5	5



60x120 - 23<sup>5</sup>/<sub>8</sub>x47<sup>1</sup>/<sub>4</sub> **02**  
**TCH 42RT** Cream Rettificato **1080**




30x120 - 11<sup>13</sup>/<sub>16</sub>x47<sup>1</sup>/<sub>4</sub> **03**  
**TCH 43RT** Cream Rett. **1090**



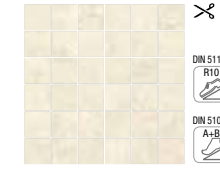
30x60 - 11<sup>13</sup>/<sub>16</sub>x23<sup>5</sup>/<sub>8</sub> **07**  
**TCH 46RT** Cream Rett. **1040**




60x120 - 23<sup>5</sup>/<sub>8</sub>x47<sup>1</sup>/<sub>4</sub> **02**  
**TCH D41K** Decoro Damasco Cream **576**



60x60 - 23<sup>5</sup>/<sub>8</sub>x23<sup>5</sup>/<sub>8</sub> **03**  
**TCH 40RT** Cream Rettificato **1060**




30x30 - 11<sup>13</sup>/<sub>16</sub>x11<sup>13</sup>/<sub>16</sub> **10**  
**TCH 445N** Mos. 5x5 Cream **3115**



30x60 - 11<sup>13</sup>/<sub>16</sub>x23<sup>5</sup>/<sub>8</sub> **04**  
**TCH 446N** Muretto Cream **3130**



30x30 - 11<sup>13</sup>/<sub>16</sub>x11<sup>13</sup>/<sub>16</sub> **10**  
**TCH 448N** Intreccio Mix Cream/Seal **3170**




30x30 - 11<sup>13</sup>/<sub>16</sub>x11<sup>13</sup>/<sub>16</sub> **10**  
**TCH 348N** Mos. Pavone Mix Ocean **3160**



100x100 - 39<sup>3</sup>/<sub>8</sub>x39<sup>3</sup>/<sub>8</sub> **02**  
**TCH 104R** Cream Rettificato **1100**

OUT WALK

**20** Porcelain slabs


 20 mm

**cm. 100x100**  
inch. 39<sup>3</sup>/<sub>8</sub>x39<sup>3</sup>/<sub>8</sub>

100x100 - 39<sup>3</sup>/<sub>8</sub>x39<sup>3</sup>/<sub>8</sub>
**01**

**TCH 124R** Cream 20MM Rettificato **1135**

# Touché / Dark

 **cm. 100x100**   **cm. 60x120**   **cm. 60x60**   **cm. 30x60**  
 inch. 39<sup>3</sup>/<sub>8</sub>x39<sup>3</sup>/<sub>8</sub>   inch. 23<sup>5</sup>/<sub>8</sub>x47<sup>1</sup>/<sub>4</sub>   inch. 23<sup>5</sup>/<sub>8</sub>x23<sup>5</sup>/<sub>8</sub>   inch. 11<sup>13</sup>/<sub>16</sub>x23<sup>5</sup>/<sub>8</sub>

TECHNICAL	DIN 51130	DIN 51097	BCR	ANSI DCOF	Deep Abrasion Resistance	MOHS	Recommended Use	Resistance to Staining	ANSI A 137.1
N NATURAL	R9	A	DRY > 0.40 WET > 0.40	WET ≥ 0.42	< 175 mm <sup>3</sup>	≥ 5	4	5	V2



60x120 - 23<sup>5</sup>/<sub>8</sub>x47<sup>1</sup>/<sub>4</sub> **02**  
**TCH 92RT** Dark Rettificato **1080**




30x60 - 11<sup>13</sup>/<sub>16</sub>x23<sup>5</sup>/<sub>8</sub> **07**  
**TCH 96RT** Dark Rett. **1040**




60x120 - 23<sup>5</sup>/<sub>8</sub>x47<sup>1</sup>/<sub>4</sub> **02**  
**TCH D91K** Decoro Damasco Dark **976**




60x60 - 23<sup>5</sup>/<sub>8</sub>x23<sup>5</sup>/<sub>8</sub> **03**  
**TCH 90RT** Dark Rettificato **1060**



30x30 - 11<sup>13</sup>/<sub>16</sub>x11<sup>13</sup>/<sub>16</sub> **10**  
**TCH 995N** Mos. 5x5 Dark **8115**



30x60 - 11<sup>13</sup>/<sub>16</sub>x23<sup>5</sup>/<sub>8</sub> **04**  
**TCH 996N** Muretto Dark **8180**



30x30 - 11<sup>13</sup>/<sub>16</sub>x11<sup>13</sup>/<sub>16</sub> **10**  
**TCH 998N** Intreccio Mix Dark/Cotton **8170**



30x30 - 11<sup>13</sup>/<sub>16</sub>x11<sup>13</sup>/<sub>16</sub> **10**  
**TCH 829N** Mos. Pavone Mix Warm **8180**




100x100 - 39<sup>3</sup>/<sub>8</sub>x39<sup>3</sup>/<sub>8</sub> **02**  
**TCH 109R** Dark Rettificato **1100**




100x100 - 39<sup>3</sup>/<sub>8</sub>x39<sup>3</sup>/<sub>8</sub> **01**  
**TCH 129R** Dark 20MM Rettificato **1135**

**OUT WALK** **20** Porcelain slabs

 **cm. 100x100**  
inch. 39<sup>3</sup>/<sub>8</sub>x39<sup>3</sup>/<sub>8</sub>

# Touché / Fossil

 **cm. 100x100**   **cm. 60x120**   **cm. 30x120**   **cm. 60x60**   **cm. 30x60**  
 inch. 39<sup>3</sup>/<sub>8</sub>x39<sup>3</sup>/<sub>8</sub>   inch. 23<sup>5</sup>/<sub>8</sub>x47<sup>1</sup>/<sub>4</sub>   inch. 11<sup>13</sup>/<sub>16</sub>x47<sup>1</sup>/<sub>4</sub>   inch. 23<sup>5</sup>/<sub>8</sub>x23<sup>5</sup>/<sub>8</sub>   inch. 11<sup>13</sup>/<sub>16</sub>x23<sup>5</sup>/<sub>8</sub>

TECHNICAL	DIN 51130	DIN 51097	BCR	ANSI DCOF	Deep Abrasion Resistance	MOHS	Recommended Use	Resistance to Staining
OUT WALK <b>20 MM</b>	R11	A+B+C	DRY > 0.40 WET > 0.40	WET ≥ 0.42	< 130 mm <sup>3</sup>	≥ 8	5	5



60x120 - 23<sup>5</sup>/<sub>8</sub>x47<sup>1</sup>/<sub>4</sub> **02**  
**TCH 12RT** Fossil Rettificato **1080**



30x120 - 11<sup>13</sup>/<sub>16</sub>x47<sup>1</sup>/<sub>4</sub> **03**  
**TCH 13RT** Fossil Rett. **1090**




30x60 - 11<sup>13</sup>/<sub>16</sub>x23<sup>5</sup>/<sub>8</sub> **07**  
**TCH 16RT** Fossil Rett. **1040**




60x120 - 23<sup>5</sup>/<sub>8</sub>x47<sup>1</sup>/<sub>4</sub> **02**  
**TCH D11K** Decoro Damasco Fossil **976**



60x60 - 23<sup>5</sup>/<sub>8</sub>x23<sup>5</sup>/<sub>8</sub> **03**  
**TCH 10RT** Fossil Rettificato **1060**




30x30 - 11<sup>13</sup>/<sub>16</sub>x11<sup>13</sup>/<sub>16</sub> **10**  
**TCH 115N** Mos. 5x5 Fossil **8115**



30x60 - 11<sup>13</sup>/<sub>16</sub>x23<sup>5</sup>/<sub>8</sub> **04**  
**TCH 116N** Muretto Fossil **8180**



30x30 - 11<sup>13</sup>/<sub>16</sub>x11<sup>13</sup>/<sub>16</sub> **10**  
**TCH 118N** Intreccio Mix Fossil/Seal **8170**



30x30 - 11<sup>13</sup>/<sub>16</sub>x11<sup>13</sup>/<sub>16</sub> **10**  
**TCH 007N** Mos. Pavone Mix Cold **8180**




100x100 - 39<sup>3</sup>/<sub>8</sub>x39<sup>3</sup>/<sub>8</sub> **02**  
**TCH 101R** Fossil Rettificato **1100**




100x100 - 39<sup>3</sup>/<sub>8</sub>x39<sup>3</sup>/<sub>8</sub> **01**  
**TCH 121R** Fossil 20MM Rettificato **1135**


**OUT WALK** **20** Porcelain slabs

 **cm. 100x100**  
inch. 39<sup>3</sup>/<sub>8</sub>x39<sup>3</sup>/<sub>8</sub>

# Touché / Seal

 **cm. 100x100** **cm. 60x120** **cm. 60x60** **cm. 30x60**  
 inch. 39<sup>3</sup>/<sub>8</sub>x39<sup>3</sup>/<sub>8</sub> inch. 23<sup>5</sup>/<sub>8</sub>x47<sup>1</sup>/<sub>4</sub> inch. 23<sup>5</sup>/<sub>8</sub>x23<sup>5</sup>/<sub>8</sub> inch. 11<sup>13</sup>/<sub>16</sub>x23<sup>5</sup>/<sub>8</sub>


TECHNICAL	DIN 51130	DIN 51097	BCR	ANSI DCOF	Deep Abrasion Resistance	MOHS	Recommended Use	Resistance to Staining	ANSI A 137.1
N NATURAL	R9	A	DRY > 0.40 WET > 0.40	WET ≥ 0.42	< 175 mm <sup>3</sup>	≥ 5	4	5	V2




60x120 - 23<sup>5</sup>/<sub>8</sub>x47<sup>1</sup>/<sub>4</sub> **02**  
TCH 22RT Seal Rettificato **1080**



30x60 - 11<sup>13</sup>/<sub>16</sub>x23<sup>5</sup>/<sub>8</sub> **07**  
TCH 26RT Seal Rett. **1040**




60x60 - 23<sup>5</sup>/<sub>8</sub>x23<sup>5</sup>/<sub>8</sub> **03**  
TCH 20RT Seal Rettificato **1060**



30x30 - 11<sup>13</sup>/<sub>16</sub>x11<sup>13</sup>/<sub>16</sub> **10**  
TCH 225N Mos. 5x5 Seal **3115**



30x60 - 11<sup>13</sup>/<sub>16</sub>x23<sup>5</sup>/<sub>8</sub> **04**  
TCH 226N Muretto Seal **3130**



30x30 - 11<sup>13</sup>/<sub>16</sub>x11<sup>13</sup>/<sub>16</sub> **10**  
TCH 228N Intreccio Mix Seal/Cream **3170**



30x30 - 11<sup>13</sup>/<sub>16</sub>x11<sup>13</sup>/<sub>16</sub> **10**  
TCH 829N Mos. Pavone Mix Warm **3180**




100x100 - 39<sup>3</sup>/<sub>8</sub>x39<sup>3</sup>/<sub>8</sub> **02**  
TCH 102R Seal Rettificato **1100**




100x100 - 39<sup>3</sup>/<sub>8</sub>x39<sup>3</sup>/<sub>8</sub> **01**  
TCH 122R Seal 20MM Rettificato **1135**

**OUT WALK** **20**  
Porcelain slabs

 **cm. 100x100**  
inch. 39<sup>3</sup>/<sub>8</sub>x39<sup>3</sup>/<sub>8</sub>

# Touché / Ocean

 **cm. 60x120** **cm. 30x120** **cm. 60x60** **cm. 30x60**  
 inch. 23<sup>5</sup>/<sub>8</sub>x47<sup>1</sup>/<sub>4</sub> inch. 11<sup>13</sup>/<sub>16</sub>x47<sup>1</sup>/<sub>4</sub> inch. 23<sup>5</sup>/<sub>8</sub>x23<sup>5</sup>/<sub>8</sub> inch. 11<sup>13</sup>/<sub>16</sub>x23<sup>5</sup>/<sub>8</sub>

TECHNICAL	DIN 51130	DIN 51097	BCR	ANSI DCOF	Deep Abrasion Resistance	MOHS	Recommended Use	Resistance to Staining
OUT WALK <b>20 MM</b>	R11	A+B+C	DRY > 0.40 WET > 0.40	WET ≥ 0.42	< 130 mm <sup>3</sup>	≥ 8	5	5



60x120 - 23<sup>5</sup>/<sub>8</sub>x47<sup>1</sup>/<sub>4</sub> **02**  
TCH 32RT Ocean Rettificato **1080**




30x120 - 11<sup>13</sup>/<sub>16</sub>x47<sup>1</sup>/<sub>4</sub> **03**  
TCH 33RT Ocean Rett. **1090**




60x60 - 23<sup>5</sup>/<sub>8</sub>x23<sup>5</sup>/<sub>8</sub> **03**  
TCH 30RT Ocean Rettificato **1060**



30x60 - 11<sup>13</sup>/<sub>16</sub>x23<sup>5</sup>/<sub>8</sub> **07**  
TCH 36RT Ocean Rett. **1040**




30x30 - 11<sup>13</sup>/<sub>16</sub>x11<sup>13</sup>/<sub>16</sub> **10**  
TCH 335N Mos. 5x5 Ocean **3115**



30x60 - 11<sup>13</sup>/<sub>16</sub>x23<sup>5</sup>/<sub>8</sub> **04**  
TCH 226N Muretto Ocean **3130**



30x30 - 11<sup>13</sup>/<sub>16</sub>x11<sup>13</sup>/<sub>16</sub> **10**  
TCH 338N Intreccio Mix Ocean/Cotton **3170**



30x30 - 11<sup>13</sup>/<sub>16</sub>x11<sup>13</sup>/<sub>16</sub> **10**  
TCH 348N Mos. Pavone Mix Ocean **3180**

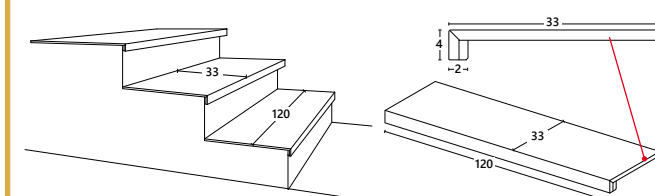
## PEZZI SPECIALI

Special coordinated pieces. Zusammenstellbare Formteile. Pièces spéciales coordonnées.

9.5 MM	Special coordinated pieces			
	Battiscopa 7x60	Gradino Elle Rettificato 33x1120x4	Angolo DX Rettificato 33x120x4	Angolo SX Rettificato 33x120x4
	15   230	01   670	01   676	01   676
CREAM	TCH B40K	TCH G41K	TCH G42K	TCH G45K
FOSSIL	TCH B10K	TCH G11K	TCH G12K	TCH G15K
SEAL	TCH B20K	TCH G21K	TCH G22K	TCH G25K
DARK	TCH B90K	TCH G91K	TCH G92K	TCH G95K
OCEAN	TCH B30K	TCH G31K	TCH G32K	TCH G35K
COTTON	TCH B80K	TCH G81K	TCH G82K	TCH G85K

## LA SCALA DI CASA TUA.

YOUR STAIRCASE / DIE TREPPE IN IHREM ZUHAUSE. / L'ESCALIER DE VOTRE MAISON.




## PEZZI SPECIALI ON DEMAND 20MM\*

Special coordinated pieces. Zusammenstellbare Formteile. Pièces spéciales coordonnées.

20 MM	Special coordinated pieces				
	Toro Gradino 32x100	Bordo Rett. Antiderapant 32x100	Bordo Angolo SX / DX Rett. 32x100	Griglia Rettificata 20x50	Griglia Angolo SX / DX Rett. 20x50
	02   650	02   652	02   662	02   590	02   610
CREAM	TCH G43K	TCH W41K	TCH W42K	TCH W45K	TCH W46K
FOSSIL	TCH G13K	TCH W11K	TCH W12K	TCH W15K	TCH W16K
SEAL	TCH G23K	TCH W21K	TCH W22K	TCH W25K	TCH W26K
DARK	TCH G93K	TCH W91K	TCH W92K	TCH W95K	TCH W96K

\* **6** SETTIMANE DI CONSEGNA / DELIVERY WEEKS / SECHS WOCHEN LIEFERZEIT / SEMAINES DE LIVRAISON


## The International reference standards: ANSI - ASTM **NATURALE**

	Characteristics and Test methods	Requirements ANSI A 137.1	Our general values
	Determination of water absorption - (ASTM C 373)	Average value $E_b \leq 0,5\%$	Average value $\leq 0,06\%$
	Classification	Definition § 3.0	Porcelain tiles
			<b>Physical properties</b>
	Breaking strength - (ASTM C 648)	Average $\geq 250$ lbf (1,11 kN) Individual $\geq 225$ lbf (1,00 kN)	Complies
	Visible abrasion - (ASTM C 1027)	As reported	Class 0 - 5
	Recommended use	Novabell criterion (see Annex N - ISO 13006 / EN 14411)	Class 4
	Thermal shock resistance - (ASTM C 426)	Pass	Complies
	Crazing resistance - (ASTM C 424)	Pass	Complies
	Resistance to freeze/thaw cycling - (ASTM C 1026)	As reported	Resistant
	Bond strength - (ASTM C 482)	$\geq 50$ psi (0,34 MPa)	$> 1$ MPa
	Color Uniformity - (ASTM C 609 and ANSI A 137.1 Section 9.3) (1)	VO - 3 Judds	See the specific section
	Mohs hardness scale - (ex EN 101 / BS 6431-13)	-	$\geq 5$
			<b>Chemical properties</b>
	Chemical resistance - (ASTM C 650)	As reported	Resistant
	Stain resistance - (ASTM C 1378)	As reported	Resistant
			<b>Dimensions - Calibrated tiles</b>
	Dimensions - (ASTM C 409) - (ASTM C 485) - (ASTM C 502)	See ANSI A 137.1 - Tab.10	Complies
			<b>Dimensions - Rectified tiles</b>
	Dimensions - (ASTM C 409) - (ASTM C 485) - (ASTM C 502)	See ANSI A 137.1 - Tab.10	Complies
			<b>Slipperiness</b>
	DCOF Resistance (ANSI A 137.1 Section 9.5)	$\geq 0,42$ (2)	DCOF $\geq 0,42$

(1) For level interior spaces expected to be walked upon when wet. (2) For VO tiles only




**TOUCHÉ  
NATURALE**

 Utilizzare il QR CODE per scaricare le schede tecniche

 Use the QR CODE to download data sheets




**TOUCHÉ  
20MM**

 Veuillez utiliser le QR CODE pour télécharger les fiches techniques

 QR CODE benutzen um die technische datenblätter runter zu laden

OUT WALK	Bending Strength EN 13396	Water Absorption	DIN 51130	DIN 51097	BS 7976 Pendulum Tester Average Values	MOHS	Modulus of Rupture	Breaking Strength (for square slabs)	Compressive Strength
TECHNICAL DATA 20 MM	$\geq U11$ * for square slabs	$\leq 0,03\%$	R11	A+B+C		$\geq 8$	$\geq 50$ N/mm <sup>2</sup>	$\geq 12.000$ N	$\geq 200$ N/mm <sup>2</sup>
Resistance to Staining	Resistance to household chemicals and swimming pool salts	Frost Resistance	Thermal Shock	Color Resistance UV Light	wet $\geq 50$ dry $\geq 55$	Reaction to Fire	$\geq 500$ kg/cm <sup>2</sup>	$\geq 1.200$ kg	$\geq 2.000$ kg/cm <sup>2</sup>
5	A	Complies	Resistant	Resistant		A1FL	$\geq 7,500$ psi	$\geq 2,700$ lbs	$\geq 29,000$ psi

## The international reference standards: ISO - EN **NATURALE**


	Characteristics and Test methods	Requirements EN 14411(1) - G / ISO 13006(2) - G	Our general values
	Determination of water absorption - (ISO 10545-3)	Average value $E_b \leq 0,5\%$ / Individual maximum 0,6%	$\leq 0,06\%$ <small>Average value and individual maximum</small>
	Classification	Definition § 3.2 and § 3.7	BI <sub>1</sub> - Porcelain tiles
			<b>Physical properties</b>
	Modulus of rupture - (ISO 10545-4)	Average $\geq 35$ N/mm <sup>2</sup>	$\geq 35$ N/mm <sup>2</sup>
	Breaking strength - (ISO 10545-4)	Average $\geq 1300$ N for thickness $\geq 7,5$ mm Average $\geq 700$ N for thickness $< 7,5$ mm	Complies
	Resistance to deep abrasion - (ISO 10545-6)	Max volume abraded $\leq 175$ mm <sup>3</sup>	$< 175$ mm <sup>3</sup>
	Resistance to surface abrasion - (ISO 10545-7)	Abrasion class and cycles passed	Class 0 - 5
	Recommended use	Novabell criterion	Class 4 (see Annex N - ISO 13006 / EN 14411)
	Coefficient of linear thermal expansion - (ISO 10545-8)	Declared value (1) / Test method available (2)	$< 7,1 \times 10^{-6} / ^\circ\text{C}$
	Thermal shock resistance - (ISO 10545-9)	Pass according to EN ISO 10545-1 (1) / Test method available (2)	Complies
	Crazing resistance - (ISO 10545-11)	Pass according to EN ISO 10545-1 (1) / Required (2)	Complies
	Frost resistance - (ISO 10545-12)	Pass according to EN ISO 10545-1 (1) / Required (2)	Complies
	Moisture expansion - (ISO 10545-10)	Declared value (1) / Test method available (2)	$\leq 0,2$ mm/m
	Small colour differences - (ISO 10545-16)	$\Delta E_{*} < 0,75$ (2)	If agreed
	Impact resistance - (ISO 10545-5)	Declared value (1) / Test method available (2)	COR $> 0,75$
	Reaction to fire	Class A1 or A1 <sub>FL</sub> (3)	A1 <sub>FL</sub> (Classed Without Testing (CWT) - 00000/EC)
	Mohs hardness scale - (ex EN 101 / BS 6431-13)	-	$\geq 5$
			<b>Chemical properties</b>
	Chemical resistance - (GL) (ISO 10545-13): • Resistance to low and high concentrations of acids and alkalis • Resistance to household chemicals and swimming pool salts	Declared value (1) / Manufacturer is to state classification (2) Minimum class B	Resistant (see "Maintenance and care" section) A
	Resistance to staining - (ISO 10545-14)	Minimum class 3	5 <small>(see "Maintenance and care" section)</small>
	Release of dangerous substances - (ISO 10545-15)	Declared value (1) / Test method available (2)	Pb $< 0,1$ / Cd $< 0,01$ mg/dm <sup>2</sup>
			<b>Dimensions and surface quality</b>
	Dimensions - (ISO 10545-2)	See ANNEX G	Complies
	Surface quality - (ISO 10545-2 § 7)	A minimum of 95% of the tiles shall be free from visible defects that would impair the appearance of a major area of tiles	Complies
			<b>Slipperiness</b>
	Determination of anti-slip properties - Workrooms and fields of activities with raised slip danger, Walking method - Ramp test (DIN 51130) - Germany	BGR / ASR	From R9 to R13
	Determination of anti-slip properties. Wet-loaded barefoot areas - Walking method - Ramp test (DIN 51097) - Germany	GUV-1 8527	A-B-C
	Dynamic Coefficient Friction wet and dry condition (BCR - ex BCRA) Italy	DM n. 236 / 1989	$\mu > 0,40$

(1) Requirements according to EN 14411 (2) Requirements according to ISO 13006

 La tabella in italiano con i dati tecnici è scaricabile su [www.novabell.it](http://www.novabell.it)

 The English language technical specification for each collection can be downloaded from [www.novabell.it](http://www.novabell.it)

 Si vous le souhaitez, téléchargez le tableau contenant les données techniques en français en allant sur [www.novabell.it](http://www.novabell.it)

 Die Tabelle in deutscher Sprache kann auf [www.novabell.it](http://www.novabell.it) heruntergeladen werden.

IMBALLI e PESI / Packaging and weights / Verpackungen und Gewichte / Emballages et poids

	SCATOLA / BOX			PALLET			
	pz	m2	kg	box	m2	kg	≡
100x100	2	2,000	41,5 	20	40,000	830	9,5
60x120	2	1,440	30,7 	32	46,080	983	9,5
30x120	3	1,080	24,2	27	29,160	653	9,5
60x60	3	1,080	22,5 	40	43,200	900	9,5
30x60	7	1,260	25,9 	40	50,400	1036	9,5
100x100	1	1,000	41,5 	20	20,000	830	20

MERCHANDISING




PG TCH FT




PG TCH FT 60x120



60x120 - 30x120 Strutt. Pop



60x120



60x60



PG TCH FT 100x100



SCA-TCH



SCATCH6



2411701



575 Broadhollow Road, Farmingdale, NY 11735  
Phone 631.293.8453  
Fax 631.753.6277  
info@nashstonegroup.com  
www.nashstonegroup.com

www.nashstonegroup.com

